

Meet the donut challenge!

See how non-tech users create their own reports faster than they can eat a donut!

DataSelf Business Intelligence:

An **easy-to-use** reporting solution

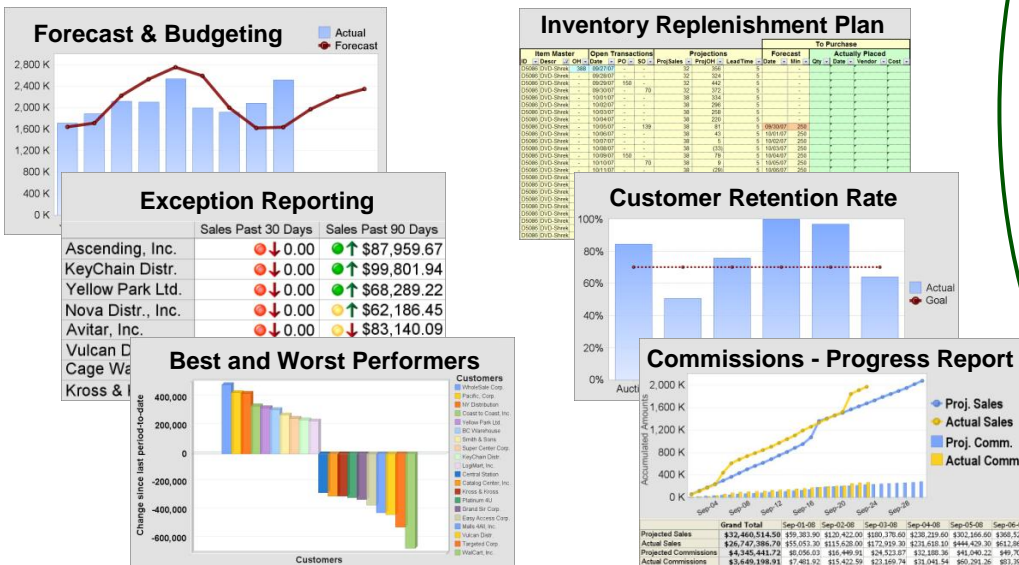
Comes with **1,200+** must-have reports and KPIs

Runs reports in seconds

Point-and-click dashboards,
OLAP cubes and data warehouse



DataSelf BI helps managers answer their **most pressing questions** fast and without technical help.



Test drive DataSelf BI with your own data. Contact us for details.

Watch our informative 5-minute presentation at www.dataself.com

Rapid ROI (Return on Investment)

A predefined set of over 1,200 reports and key performance indicators (KPIs) helps managers focus on issues that matter most. These indicators often reveal critical trends that managers are not aware of.

Decision makers also benefit from the ability to quickly and easily adapt existing reports (and create their own) without technical help.

What Customers are Saying

"Being an old dog, I know software that meets one's expectations is rare. DataSelf BI has far exceeded mine. We bought it for its world-class sales reporting, and now I'm saving at least \$200k annually because I also use it to manage my inventory and purchasing more effectively."

John Barrett / COO, Wiley X Eyewear

"After email, DataSelf BI is the first thing the CEO checks in the morning. I use it religiously. You can drill down, drill up, and drill back in history. You can look at snapshots on how we're doing versus how we've done the past three years."

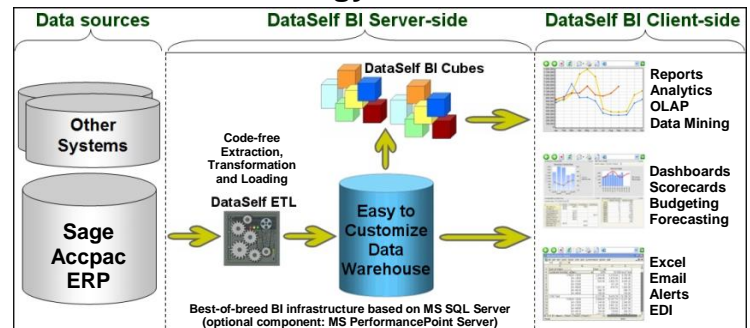
Sam Prestipino / COO, Implus Footcare LLC

A BI Solution for Your Unique Needs

On average, 70% of all DataSelf BI customizing can be done by non-technical users.

DataSelf leverages over ten years of experience delivering BI in the mid-market. We've created a solution that seamlessly integrates with Sage Accpac ERP - and that you, the user, can customize by yourself.

DataSelf BI Technology

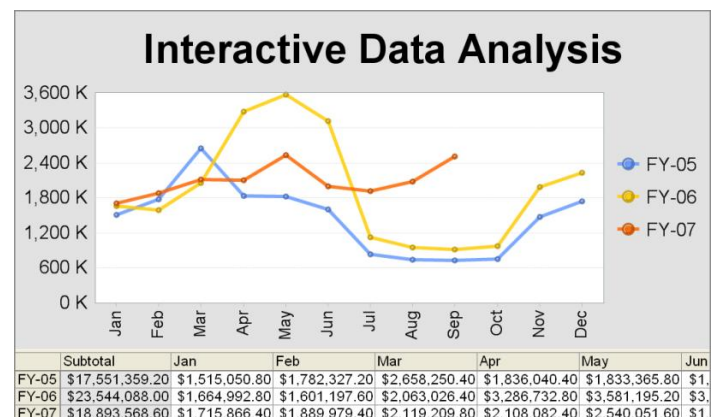


Most DataSelf BI customizations are done thru wizard-driven interfaces. No programming required!

DataSelf BI uses proven, best-of-breed BI tools including DataSelf ETL, MS SQL Server, ProClarity and MS Excel (optional: MS PerformancePoint Server). DataSelf BI is comparable to solutions from up-market BI vendors, but at a fraction of the cost and time required for deployment.



Improve profitability by monitoring the best and worst performers. This example shows the customers with the largest sales growth or decline since the last period. You can analyze the performance of any business area by any grouping and by any measure.



Interact with your data quickly and easily. You can slice and dice any data to analyze your operations. In the example above, a user can quickly drill down into a month's sales totals to find out which customers or projects contributed the most to sales or profitability.